


# LLAMA LLAMA RED PAJAMA

## BY ANNA DEWDNEY

*This activity guide is to encourage your child to develop a lifelong love of reading. Dolly Parton's Imagination Library is powered by United Way of the Plains. This resource was compiled by students at Wichita State University.*





## Activity Guide for **LLAMA LLAMA RED PAJAMA** BY ANNA DEWDNEY

### TIPS FOR THE READER

***This rhyming story is about bedtime. Baby Llama feels alone without his Mama. Mama Llama comes back to let him know she loves him.***

**New words and sounds your child might learn:** red, baby, mama, llama, pajama, upstairs, alone, waiting, weeping, stomp, shout.

#### Before Reading:


- Point to the llama on the cover. “This is Llama llama, red pajama. See his red pajamas? The same color as the word, ‘red’. You have pajamas. Yours are \_\_\_\_.”
- Ask, “What do you think he’s feeling?” Tell your toddler, “He looks a little scared.”

#### During the book:

- On the page where Mama and Baby Llama are reading say, “She’s reading to her baby like I’m reading to you.”
- With your child, enjoy the rhythm, rhyme and drama of this story.
- Use your voice to help your child understand words as you read them; words like, “waiting,” “fret,” “whimper softly,” “moan,” “quiet,” and “shout.”



United Way of the Plains



## Activity Guide for LLAMA LLAMA RED PAJAMA BY ANNA DEWDNEY


---

### After the book:

- Talk about how sometimes, when you are busy, your child has a hard time waiting; just like Baby Llama did.
- Sometimes, when your child is scared or impatient, you might remind them of Baby Llama. “Are you feeling afraid or mad, like Baby Llama?”
- Have a bedtime routine, maybe like Mama and Baby Llama’s routine: a book, kisses, and reassuring words about being near.

Try some of the ideas above. Continue to use your own imagination during book play, too. Have fun with the book and enjoy your time together.





## Activity Guide for **LLAMA LLAMA RED PAJAMA** **BY ANNA DEWDNEY**

### Letter Matching Quilt

*Match the letters to build a quilt that matches the one llama has.*

#### Supplies You'll Need


1. 12" x 18" Alphabet grid with capital letters.
2. 20 colorful letter cards.

#### Kit Assembly Instructions

1. Place the 12" x 18" construction paper capital letter grid on a flat surface.
2. Take out the colorful lowercase letter cards.
3. Mix up the cards and flip them upside down so you cannot see the letters.




United Way of the Plains




## Activity Guide for LLAMA LLAMA RED PAJAMA BY ANNA DEWDNEY

### Follow These Steps

1. Flip over one card and match that lowercase letter to its capital letter on the grid.
2. Repeat until you match all of the cards and have a rainbow quilt just like llamas.
3. Match the letters on the cards to the letters on the alphabet grid.





# Activity Guide for LLAMA LLAMA RED PAJAMA BY ANNA DEWDNEY

---

## Little Llama Activities

### Supplies You'll Need

1. Crayons
2. Prompt sheets on the next pages



United Way of the Plains

**Llama needs some new pajamas.  
Color in pajamas that are  
perfect for little Llama!**



Little Llama, red pajama  
Truly loves his Llama Mama  
Draw a pretty picture of  
Someone who you truly love!

