

2025 POINT-IN-TIME HOMELESS COUNT

Wichita-Sedgwick County



The **Point-In-Time (PIT) Homeless Count** is undertaken in communities across the United States once a year to count those who are currently experiencing homelessness. The results are reported to the U.S. Department of Housing and Urban Development (HUD), which provides federal resources to prevent and end homelessness. The 2025 PIT Homeless Count for Wichita-Sedgwick County was conducted by community volunteers and trained professionals during one 24-hour period on Jan. 23, 2025. The 2025 initiative was organized and coordinated by United Way of the Plains through the Coalition to End Homelessness in Wichita/Sedgwick County. This data provides a one-night snapshot of homelessness in Wichita-Sedgwick County.

A variety of factors can influence the results of the annual count:

- Weather conditions (More people will seek shelter on colder days.)
- Variations in local, state and national homelessness prevention funding
- Changes in shelter locations
- Fluctuating economic conditions that result in vulnerable families becoming homeless
- Local housing costs and availability
- Count methodology (including having more volunteers resulting in additional geographic coverage)

United Way
of the Plains



2025 POINT-IN-TIME HOMELESS COUNT

Wichita-Sedgwick County

The Point-In-Time Count for Wichita-Sedgwick County was conducted during one 24-hour period on Jan. 23, 2025. This data collection effort is required by HUD in order to receive federal funding to prevent and end homelessness. All demographic data collected, including veteran status, disability, race, gender, length of time homeless, and age is self-reported and is not verified by a third party.

Self-Reported Demographics of Persons Experiencing Homelessness

736
people

609
households

KEY POPULATIONS

6%

42 Veterans

6%

45 Youth
(age 18-24)

19%

140
Chronically
Homeless*

6%

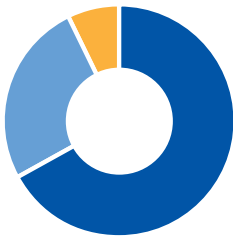
47 Seniors
(age 65+)

8%

46 Households
with Minor
Children

*Chronically homeless is defined as homeless for a year or longer in the last three years with a disability.

LIVING SITUATIONS



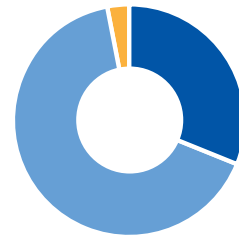
67% 490 Emergency Shelter
26% 195 Unsheltered
7% 51 Transitional Housing

AGE



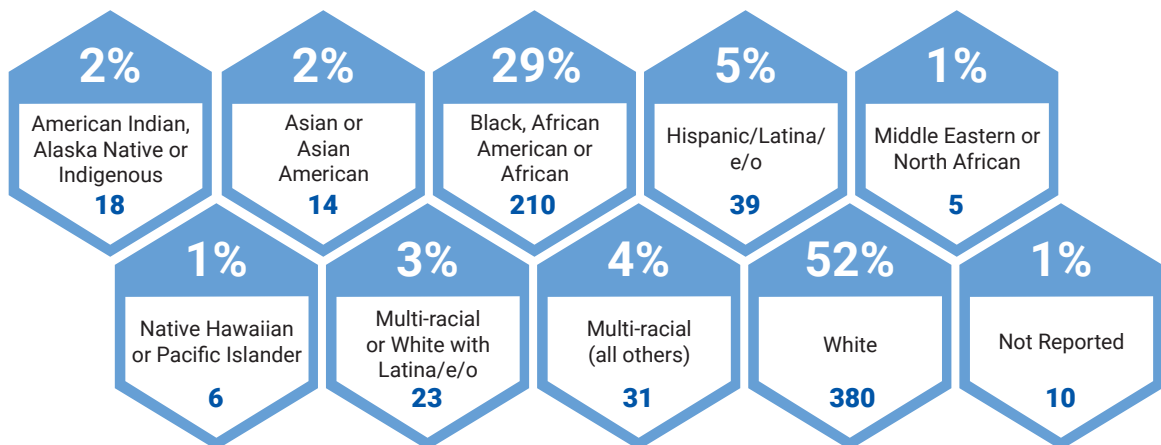
12% 90 Children (under 18)
6% 49 Youth (18-24)
75% 554 Adults (25-64)
6% 47 Seniors (65+)

GENDER



31% 230 Female
66% 485 Male
3% Additional Genders Reported
(including transgender, culturally specific,
non-binary, different identity and multiple
gender)

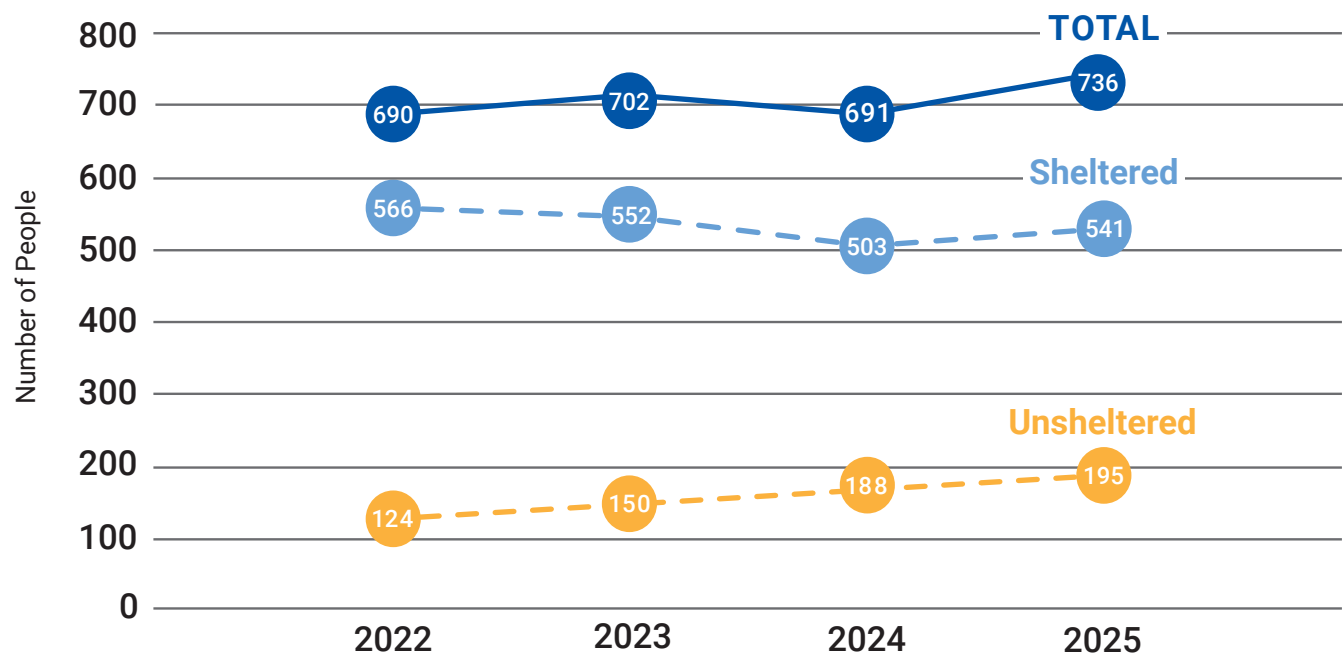
RACE



ANNUAL POINT-IN-TIME HOMELESS COUNT RESULTS

Wichita-Sedgwick County • 2022-2025

While homelessness increased by 18% nationwide in 2024, the 2025 local PIT Count here in Wichita showed a more modest 6% rise of the total number of individuals experiencing homelessness. Notably, the rate of unsheltered homelessness locally stabilized in 2025, increasing by just 4% compared to 25% in 2024 and 21% in 2023.

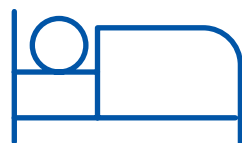


Sheltered Count: Persons in shelters are counted using the Homeless Management Information System (HMIS), which collects information on unhoused persons year-round and allows agencies to communicate about clients in a single system.

Unsheltered Count: The unsheltered count is a simultaneous count where surveyors visit day shelters, locations where unhoused neighbors have been known to be and locations where unsheltered neighbors are likely to be found in a short time frame to reduce the possibility of double counting.

ANNUAL HOUSING INVENTORY COUNT

On the same night as the PIT Count, the Coalition conducts a Housing Inventory Count to determine how many shelter beds and permanent housing resources the community has. Our community did not have sufficient shelter or housing resources to meet the need. On the night of the PIT Count:



There were only 17 emergency shelter beds available to the 195 people experiencing unsheltered homelessness.

Nearly
2x

There were nearly twice the number of people in Coalition housing than those experiencing homelessness, but few new openings for people currently homeless.

2024 COALITION HOUSING MEASUREMENTS

The Coalition measures its success year-on-year through several performance measures. These measures include how many total people were housed, how many people maintained their housing without support, how long people are homeless on average, and reducing overall homelessness.



1,423

individuals were housed or continued to receive Coalition housing assistance – a 40% increase from 2023.



8 in 10

people housed by the Coalition keep their housing two years after support ends. HUD considers a high-performing community to be 8.5 in 10 people.



45

average days homeless, five days less than the previous year. Nationally, people were homeless for an average of 176 days.

LEARN MORE

- Scan the QR code or visit unitedwayplains.org/2025-PIT-Count-Results to learn more about this year's PIT Count data and homelessness in our community. The blog answers common questions and highlights how our community is united in ending homelessness.
- Visit unitedwayplains.org/endhomelessness to learn more about the work of the Coalition to End Homelessness in Wichita/Sedgwick County and subscribe to their bi-monthly digest with news, events and updates about local efforts to end homelessness.



CONTACT

Matt Lowe, Director of Community Impact
United Way of the Plains, 245 N. Water, Wichita, KS 67202
Phone: 316-267-1321, Ext. 4233
endhomelessness@unitedwayplains.org
unitedwayplains.org/endhomelessness

Published June 13, 2025

United Way
of the Plains

